

BluePrint Nursing Payment Information Pack

BluePrint Nursing has sent this as you have opted to be paid directly by BluePrint Nursing.
Are you able to please select and fill out the applicable fields below:

A PAYG employee has income tax deducted by their employer, entitled to superannuation contribution and is paid on a timesheet basis.

If you are to be paid your wages as a PAYG employee please complete your following bank account details and the attached two forms:

- **Tax File Number Declaration Form (See Attached)**
- **Standard Super Choice Form (See Attached)**

Bank Account Details (For PAYG Employees & Independent Contractors)

Name of Bank	Bank Acc. Name
BSB	Acc. Number

In accordance with the ATO requirements, BluePrint Nursing PTY LTD makes payment of the superannuation contributions 28 days after the end of the each quarter throughout the financial year.

If you would like additional information, please refer to the ATO Website at www.ato.gov.au



For use by employers when offering employees a choice of fund and by employees to advise their employer of their chosen fund.

Section A: Employee to complete

1 Choice of superannuation (super) fund

I request that all my future super contributions be paid to: (place an in one of the boxes below)

The APRA fund or retirement savings account (RSA) I nominate Complete items 2, 3 and 5

The self-managed super fund (SMSF) I nominate Complete items 2, 4 and 5

The super fund nominated by my employer (in section B) Complete items 2 and 5

2 Your details

Name

Employee identification number (if applicable)

Tax file number (TFN)

! You do not have to quote your TFN but if you do not provide it, your contributions may be taxed at a higher rate. Your TFN also helps you keep track of your super and allows you to make personal contributions to your fund.

3 Nominating your APRA fund or RSA

You will need current details from your APRA regulated fund or RSA to complete this item.

Fund ABN

Fund name

Fund address

Suburb/town

State/territory

Postcode

Fund phone

Unique superannuation identifier (USI)

Your account name (if applicable)

Your member number (if applicable)

Required documentation

You need to attach a letter from your fund stating that they are a complying fund and that they will accept contributions from your employer. Correct information about your super fund is needed for your employer to pay super contributions.

4 Nominating your self-managed super fund (SMSF)

You will need current details from your SMSF trustee to complete this item.

Fund ABN

Fund name

Fund address

Suburb/town

State/territory

Postcode

Fund phone

Fund electronic service address (ESA)

Fund bank account

BSB code (please include all six numbers)

Account number

Required documentation

You need to attach a document confirming the SMSF is an ATO regulated super fund. You can locate and print a copy of the compliance status for your SMSF by searching using the ABN or fund name in the Super Fund Lookup service at <http://superfundlookup.gov.au/>

If you are the trustee, or a director of the corporate trustee you can confirm that your SMSF will accept contributions from your employer by making the following declaration (place an 'X' in the box below):

I am the trustee, or a director of the corporate trustee of the SMSF and I declare that the SMSF will accept contributions from my employer.

If you are not the trustee, or a director of the corporate trustee of the SMSF, then you must attach a letter from the trustee confirming that the fund will accept contributions from your employer.

5 Signature and date

If you have nominated your own fund in Item 3 or 4, check that you have attached the required documentation and then place an 'X' in the box below.

I have attached the relevant documentation.

Signature

Date

Day

Month

Year

 / /

Return the completed form to your employer as soon as possible.

Section B: Employer to complete

You must complete this section before giving the form to an employee who is eligible to choose the super fund into which you pay their super contributions.

i Sign and date the form when you give it to your employee.

6 Your details

Business name

ABN

Signature

Date

Day Month Year
 / /

7 Your nominated super fund

If the employee does not choose their own super fund, you are required to pay super contributions on their behalf to the fund that you have nominated below:

Super fund name

Unique superannuation identifier (USI)

Phone (for the product disclosure statement for this fund)

Super fund website address

Section C: Employer to complete

i Complete this section when your employee returns the form to you with section A completed.

8 Record of choice acceptance

In the two months after you receive the form from your employee you can make super contributions to either the fund you nominated or the fund the employee nominated. After the two-month period you must make payments to the fund chosen by the employee.

i If you don't meet your obligations, including paying your employee superannuation contributions to the correct fund, you may face penalties.

Date employee's choice
is received

Day Month Year
 / /

Date you act on your
employee's choice

Day Month Year
 / /

i Employers must keep the completed form for their own record for five years. Do not send it to the Australian Taxation Office, the employer's nominated fund or the employee's nominated fund.

PRIVACY STATEMENT

The ATO does not collect this information; we provide this form as a means for employees to identify and provide necessary information to their employer. An employer is authorised to collect an employee's TFN under the *Superannuation Industry (Supervision) Act 1993*. It is not an offence for an employee not to quote their TFN. However, quoting a TFN reduces the risk of administrative errors and if the employee does not quote their TFN their contributions may be taxed at a higher rate. An employee can get more details regarding their privacy rights by contacting their superannuation fund.



Tax file number declaration

This declaration is NOT an application for a tax file number.

- Use a black or blue pen and print clearly in BLOCK LETTERS.
- Print X in the appropriate boxes.
- Read all the instructions including the privacy statement before you complete this declaration.

ato.gov.au

Section A: To be completed by the PAYEE

1 What is your tax file number (TFN)?

➤ For more information, see question 1 on page 2 of the instructions.

OR I have made a separate application/enquiry to the ATO for a new or existing TFN.

OR I am claiming an exemption because I am under 18 years of age and do not earn enough to pay tax.

OR I am claiming an exemption because I am in receipt of a pension, benefit or allowance.

2 What is your name? Title: Mr Mrs Miss Ms

Surname or family name

First given name

Other given names

3 What is your home address in Australia?

Suburb/town/locality

State/territory

Postcode

4 If you have changed your name since you last dealt with the ATO, provide your previous family name.

5 What is your primary e-mail address?

6 What is your date of birth? / /

7 On what basis are you paid? (select only one)
Full-time employment Part-time employment Labour hire Superannuation or annuity income stream Casual employment

8 Are you: (select only one)
An Australian resident for tax purposes A foreign resident for tax purposes OR A working holiday maker

9 Do you want to claim the tax-free threshold from this payer?
Only claim the tax-free threshold from one payer at a time, unless your total income from all sources for the financial year will be less than the tax-free threshold.
Yes No Answer no here if you are a foreign resident or working holiday maker, except if you are a foreign resident in receipt of an Australian Government pension or allowance.

10 Do you have a Higher Education Loan Program (HELP), VET Student Loan (VSL), Financial Supplement (FS), Student Start-up Loan (SSL) or Trade Support Loan (TSL) debt?
Yes Your payer will withhold additional amounts to cover any compulsory repayment that may be raised on your notice of assessment. No

DECLARATION by payee: I declare that the information I have given is true and correct.
Signature Date / /

⚠ There are penalties for deliberately making a false or misleading statement.

ⓘ Once section A is completed and signed, give it to your payer to complete section B.

Section B: To be completed by the PAYER (if you are not lodging online)

1 What is your Australian business number (ABN) or withholding payer number?

Branch number (if applicable)

2 If you don't have an ABN or withholding payer number, have you applied for one? Yes No

3 What is your legal name or registered business name (or your individual name if not in business)?

5 What is your primary e-mail address?

6 Who is your contact person?

Business phone number

7 If you no longer make payments to this payee, print X in this box.

DECLARATION by payer: I declare that the information I have given is true and correct.
Signature of payer Date / /

⚠ There are penalties for deliberately making a false or misleading statement.

➤ Return the completed original ATO copy to:
Australian Taxation Office
PO Box 9004
PENRITH NSW 2740

ⓘ IMPORTANT
See next page for:
■ payer obligations
■ lodging online.



Superannuation (super) standard choice form

WHEN TO USE THE FORM

Employers

Use this form to offer eligible employees their choice of super fund. You must fill in the details of your nominated super fund, also known as your default fund, before giving the form to employees.

Give this form to an employee when:

- you hire a new employee who is eligible to choose a super fund
- an existing eligible employee asks you for it
- you can no longer contribute to an employee's nominated super fund or it is no longer a complying fund
- you change your employer-nominated super fund and need to advise employees affected by this change.

Employees

Use this form to advise an employer of your choice of super fund.

You must provide the required information so your employer can make contributions to your nominated super fund.

ABOUT THE FORM

The *Standard choice form* has three sections:

- section A, which the employee completes by providing details of their choice of super fund, together with supporting documents.
- section B, which the employer completes by providing details of their nominated super fund (before they give the form to an employee).
- section C, which the employer completes to document the choice process for an employee.

Employers must retain the returned form as their record of the choice process. Completed forms must be retained for five years.



Superannuation reform changes – SuperStream

SuperStream is a new standard for the way employers pay contributions and send information to super funds. This form collects information that employers will need when using SuperStream.



SECTION A: EMPLOYEE TO COMPLETE

if you choose your own super fund you will need to obtain current information from your fund to complete items 3 or 4.

Item 3

Nominating your APRA fund or RSA

Complete this item if you are nominating your own AprA fund (fund regulated by the Australian prudential regulation Authority) or a retirement savings account (rSA).

You must include the unique superannuation identifier (USi) provided by your fund.

You must attach a letter from the fund trustee or rSA provider confirming that the fund or rSA:

- is a complying fund or rSA, and
- will accept payments from your employer.

This letter may contain other information to help your employer make super contributions using the SuperStream standard.

Item 4

Nominating your self-managed super fund (SMSF)

Complete this item if you are nominating a self-managed super fund (SMSF).

You must include your SmSf's ABN, bank account details and electronic service address (ESA) (so the fund can receive electronic messages and payments from your employer using SuperStream).

fiNd oUT morE

ato.gov.au/SMSFSuperStream – for information about how SuperStream applies to SmSfs

if you are using an SmSf message service provider they will provide you with an electronic service address alias to include as the ESA on the form.

You must attach copies of the following documents to support your SmSf choice:

- a document confirming that the fund is regulated – this can be printed from superfundlookup.gov.au
- a letter from the trustee of the SmSf confirming that the fund will accept payments from your employer – if you are the trustee, or a director of the corporate trustee, you can confirm acceptance by placing an 'X' in the relevant box on the form.

Things you should know

- Your employer is not liable for the performance of the super fund you or they nominate
- You should not seek financial advice from your employer unless they are licensed to provide it
- Your employer is only required to accept one choice of fund from you in a 12-month period; however, they may accept more
- Your employer has two months after you return this form to them to action your request
- Any money you have in existing funds will remain there unless you arrange to transfer it (roll it over) to another fund – check the impact of any exit fees you will incur or benefits you may lose before leaving the fund (your employer cannot do this for you)
- if you quote your TfN to your employer for super purposes, they must provide it to the super fund

You may have lost super

- it is important to keep track of your super – if you've ever changed your name, address or job, you may have lost track of some of your super
- having several super accounts could mean that fees and charges are reducing your overall super investment
- You can register for our online services and use SuperSeeker to check all your super accounts, find any lost or ATo-held super and transfer your super into one account using a simple online form

fiNd oUT morE

- ato.gov.au/superseeker
- ato.gov.au/super – for information about super or choosing a super fund
- moneysmart.gov.au (on the Australian Securities & investment Commission [ASiC] website) – search for 'choose super fund' for tips on how to choose a fund

SECTIONS B & C: EMPLOYER TO COMPLETE

if an employee nominates their own super fund, they will provide information at section A that will assist you to prepare for, and make contributions to super funds using SuperStream.

➤ fiNd oUT morE

ato.gov.au/simplifyingSuperStream – for more information on SuperStream.

Section B

Complete section B before giving this form to your employee. The super fund you nominate must be authorised to offer a mySuper product. if you need to confirm your mySuper arrangements contact your default super fund.

Sign and date this section on the day you give the form to your employee.

Section C

Complete section C after your employee returns this form to you. record the date you accept your employee's choice of fund and the date that you act on the choice. retain the form with your records. do not send the form to the ATO or to super funds.

➤ fiNd oUT morE

- ato.gov.au/employersuper – for more information on super, offering an employee a choice of fund or paying super contributions
- apra.gov.au/RSE – to find a super fund authorised to offer a mySuper product

Things you should know

- The quarterly* due dates for super contributions are:
 - 28 october
 - 28 January
 - 28 April
 - 28 July
- if you have not received an employee's completed form and a super contribution is due, you must make the payment to your nominated fund by the due date
- in the two months after you receive an employee's completed form, you can pay their super contributions to either the fund you have nominated or the fund they have nominated
- After the two-month period, you must make contribution payments to the fund the employee has nominated
- You do not have to action an employee's fund nomination if they have nominated a fund in the previous 12 months; however, you may choose to action their request

➤ fiNd oUT morE

- phone 13 10 20 between 8am and 6pm, monday to friday, to speak to a tax officer
- phone our publications ordering service on 1300 720 092 for copies of our publications
- write to us at
Australian Tax Office
PO Box 3578
Albury NSW 2640

➤ hELp

- if you do not speak English well and want to talk to a tax officer, phone the Translating and interpreting Service on 13 14 50 for help with your call.
- if you have a hearing or speech impairment and have access to appropriate TTY or modem equipment, phone 13 36 77. if you do not have access to TTY or modem equipment, phone the Speech to Speech relay Service on 1300 555 727.

* You can pay contributions more regularly than quarterly. for example, some employers pay fortnightly or monthly based on employee workplace agreements or arrangements with super funds.

OUR COMMITMENT TO YOU

We are committed to providing you with accurate, consistent and clear information to help you understand your rights and entitlements and meet your obligations.

if you follow our information in this publication and it turns out to be incorrect, or it is misleading and you make a mistake as a result, we must still apply the law correctly. If that means you owe us money, we must ask you to pay it but we will not charge you a penalty. Also, if you acted reasonably and in good faith we will not charge you interest.

if you make an honest mistake in trying to follow our information in this publication and you owe us money as a result, we will not charge you a penalty. However, we will ask you to pay the money, and we may also charge you interest. If correcting the mistake means we owe you money, we will pay it to you. We will also pay you any interest you are entitled to.

if you feel that this publication does not fully cover your circumstances, or you are unsure how it applies to you, you can seek further assistance from us.

We regularly revise our publications to take account of any changes to the law, so make sure that you have the latest information. if you are unsure, you can check for more recent information on our website at ato.gov.au or contact us.

This publication was current at August 2014.

© AUSTRALIAN TAXATION OFFICE FOR THE
COMMONWEALTH OF AUSTRALIA, 2014

You are free to copy, adapt, modify, transmit and distribute this material as you wish (but not in any way that suggests the ATO or the Commonwealth endorses you or any of your services or products).


PUBLISHED BY

Australian Taxation office
Canberra
August 2014

JS 31287

Tax file number declaration

Information you provide in this declaration will allow your payer to work out how much tax to withhold from payments made to you.

 This is not a TFN application form.
To apply for a TFN, go to ato.gov.au/tfn

Terms we use


When we say:


- payer, we mean the business or individual making payments under the pay as you go (PAYG) withholding system
- payee, we mean the individual being paid.

Who should complete this form?


You should complete this form before you start to receive payments from a new payer – for example:

- payments for work and services as an employee, company director or office holder
- payments under return-to-work schemes, labour hire arrangements or other specified payments
- benefit and compensation payments
- superannuation benefits.

 You need to provide all information requested on this form. Providing the wrong information may lead to incorrect amounts of tax being withheld from payments made to you.

 You don't need to complete this form if you:

- are a beneficiary wanting to provide your tax file number (TFN) to the trustee of a closely held trust. For more information, visit ato.gov.au/trustsandtfnwithholding
- are receiving superannuation benefits from a super fund and have been taken to have quoted your TFN to the trustee of the super fund
- want to claim the seniors and pensioners tax offset by reducing the amount withheld from payments made to you. You should complete a withholding declaration form (NAT 3093)
- want to claim a zone, overseas forces or invalid and invalid carer tax offset by reducing the amount withheld from payments made to you. You should complete a withholding declaration form (NAT 3093).

 For more information about your entitlement, visit ato.gov.au/taxoffsets

Section A: To be completed by the payee

Question 1

What is your tax file number (TFN)?

You should give your TFN to your employer only after you start work for them. Never give your TFN in a job application or over the internet.

- ❌ We and your payer are authorised by the *Taxation Administration Act 1953* to request your TFN. It's not an offence not to quote your TFN. However, quoting your TFN reduces the risk of administrative errors and having extra tax withheld. Your payer is required to withhold the top rate of tax from all payments made to you if you do not provide your TFN or claim an exemption from quoting your TFN.

How do you find your TFN?

You can find your TFN on any of the following:

- your income tax notice of assessment
- correspondence we send you
- a payment summary your payer issues to you.

If you have a tax agent, they may also be able to tell you.

If you still can't find your TFN, you can:

- phone us on 13 28 61 between 8.00am and 6.00pm, Monday to Friday.

If you phone or visit us, we need to know we are talking to the correct person before discussing your tax affairs. We will ask you for details only you, or your authorised representative, would know.

You don't have a TFN

If you don't have a TFN and want to provide a TFN to your payer, you will need to apply for one.

For more information about applying for a TFN, visit ato.gov.au/tfn

You may be able to claim an exemption from quoting your TFN.

Print X in the appropriate box if you:

- have lodged a TFN application form or made an enquiry to obtain your TFN. You now have 28 days to provide your TFN to your payer, who must withhold at the standard rate during this time. After 28 days, if you haven't given your TFN to your payer, they will withhold the top rate of tax from future payments
- are claiming an exemption from quoting a TFN because you are under 18 years of age and do not earn enough to pay tax, or you are an applicant or recipient of certain pensions, benefits or allowances from the:
 - Department of Human Services – however, you will need to quote your TFN if you receive a Newstart, Youth or sickness allowance, or an Austudy or parenting payment
 - Department of Veterans' Affairs – a service pension under the *Veterans' Entitlement Act 1986*
 - Military Rehabilitation and Compensation Commission.

Providing your TFN to your super fund

Your payer must give your TFN to the super fund they pay your contributions to. If your super fund doesn't have your TFN, you can provide it to them separately. This ensures:

- your super fund can accept all types of contributions to your accounts
- additional tax will not be imposed on contributions as a result of failing to provide your TFN
- you can trace different super accounts in your name.

- For more information about providing your TFN to your super fund, visit ato.gov.au/supereligibility

Question 2–6

Complete with your personal information.

Question 7

On what basis are you paid?

Check with your payer if you're not sure.

Question 8

Are you an Australian resident for tax purposes or a working holiday maker?

Generally, we consider you to be an Australian resident for tax purposes if you:

- have always lived in Australia or you have come to Australia and now live here permanently
- are an overseas student doing a course that takes more than six months to complete
- migrate to Australia and intend to reside here permanently.

If you go overseas temporarily and don't set up a permanent home in another country, you may continue to be treated as an Australian resident for tax purposes.

If you are in Australia on a working holiday visa (subclass 417) or a work and holiday visa (subclass 462) you must place an X in the working holiday maker box. Special rates of tax apply for working holiday makers.

- For more information about working holiday makers, visit ato.gov.au/whm

If you're not an Australian resident for tax purposes or a working holiday maker, place an X in the foreign resident box, unless you are in receipt of an Australian Government pension or allowance.

Temporary residents can claim super when leaving Australia, if all requirements are met. For more information, visit ato.gov.au/departaustralia

❌ Foreign resident tax rates are different

A higher rate of tax applies to a foreign resident's taxable income and foreign residents are not entitled to a tax-free threshold nor can they claim tax offsets to reduce withholding, unless you are in receipt of an Australian Government pension or allowance.

- To check your Australian residency status for tax purposes or for more information, visit ato.gov.au/residency

Question 9

Do you want to claim the tax-free threshold from this payer?

The tax-free threshold is the amount of income you can earn each financial year that is not taxed. By claiming the threshold, you reduce the amount of tax that is withheld from your pay during the year.

Answer yes if you want to claim the tax-free threshold, you are an Australian resident for tax purposes, and one of the following applies:

- you are not currently claiming the tax-free threshold from another payer
- you are currently claiming the tax-free threshold from another payer and your total income from all sources will be less than the tax-free threshold.

Answer yes if you are a foreign resident in receipt of an Australian Government pension or allowance.

Answer no if none of the above applies or you are a working holiday maker.

- ! If you receive any taxable government payments or allowances, such as Newstart, Youth Allowance or Austudy payment, you are likely to be already claiming the tax-free threshold from that payment.
- > For more information about the current tax-free threshold, which payer you should claim it from, or how to vary your withholding rate, visit ato.gov.au/taxfreethreshold

Question 10

Do you have a Higher Education Loan Program (HELP), VET Student Loan (VSL), Financial Supplement (FS), Student Start-up Loan (SSL) or Trade Support Loan (TSL) debt?

Answer yes if you have a HELP, VSL, FS, SSL or TSL debt.

Answer no if you do not have a HELP, VSL, FS, SSL or TSL debt, or you have repaid your debt in full.

- ! You have a HELP debt if either:
 - the Australian Government lent you money under HECS-HELP, FEE-HELP, OS-HELP, VET FEE-HELP, VET Student loans prior to 1 July 2019 or SA-HELP.
 - you have a debt from the previous Higher Education Contribution Scheme (HECS).
- You have a SSL debt if you have an ABSTUDY SSL debt.
- You have a separate VSL debt that is not part of your HELP debt if you incurred it from 1 July 2019.
- > For information about repaying your HELP, VSL, FS, SSL or TSL debt, visit ato.gov.au/getloaninfo

Have you repaid your HELP, VSL, FS, SSL or TSL debt?

When you have repaid your HELP, VSL, FS, SSL or TSL debt, you need to complete a *Withholding declaration* (NAT 3093) notifying your payer of the change in your circumstances.

! Sign and date the declaration

Make sure you have answered all the questions in section A, then sign and date the declaration. Give your completed declaration to your payer to complete section B.

Section B: To be completed by the payer

! Important information for payers – see the reverse side of the form.

> Lodge online

Payers can lodge TFN declaration reports online if you have software that complies with our specifications.

For more information about lodging the TFN declaration report online, visit ato.gov.au/lodgetfndeclaration

More information

Internet

- For general information about TFNs, tax and super in Australia, including how to deal with us online, visit our website at ato.gov.au
- For information about applying for a TFN on the web, visit our website at ato.gov.au/tfn
- For information about your super, visit our website at ato.gov.au/checkyoursuper

Useful products

In addition to this TFN declaration, you may also need to complete and give your payer the following forms which you can download from our website at ato.gov.au:

- *Medicare levy variation declaration* (NAT 0929), if you qualify for a reduced rate of Medicare levy or are liable for the Medicare levy surcharge. You can vary the amount your payer withholds from your payments.
- *Standard choice form* (NAT 13080) to choose a super fund for your employer to pay super contributions to. You can find information about your current super accounts and transfer any unnecessary super accounts through myGov after you have linked to the ATO. Temporary residents should visit ato.gov.au/departaustralia for more information about super.

Other forms and publications are also available from our website at ato.gov.au/onlineordering or by phoning 1300 720 092.

Phone

- Payee – for more information, phone 13 28 61 between 8.00am and 6.00pm, Monday to Friday. If you want to vary your rate of withholding, phone 1300 360 221 between 8.00am and 6.00pm, Monday to Friday.
- Payer – for more information, phone 13 28 66 between 8.00am and 6.00pm, Monday to Friday.

If you phone, we need to know we're talking to the right person before we can discuss your tax affairs. We'll ask for details only you, or someone you've authorised, would know. An authorised contact is someone you've previously told us can act on your behalf.

If you do not speak English well and need help from the ATO, phone the Translating and Interpreting Service on 13 14 50.

If you are deaf, or have a hearing or speech impairment, phone the ATO through the National Relay Service (NRS) on the numbers listed below:

- TTY users – phone 13 36 77 and ask for the ATO number you need (if you are calling from overseas, phone +61 7 3815 7799)
- Speak and Listen (speech-to-speech relay) users – phone 1300 555 727 and ask for the ATO number you need (if you are calling from overseas, phone +61 7 3815 8000)
- Internet relay users – connect to the NRS on relayservice.gov.au and ask for the ATO number you need.

If you would like further information about the National Relay Service, phone 1800 555 660 or email helpdesk@relayservice.com.au

Privacy of information

Taxation law authorises the ATO to collect information and to disclose it to other government agencies. For information about your privacy, go to ato.gov.au/privacy

Our commitment to you

We are committed to providing you with accurate, consistent and clear information to help you understand your rights and entitlements and meet your obligations.

If you follow our information in this publication and it turns out to be incorrect, or it is misleading and you make a mistake as a result, we must still apply the law correctly. If that means you owe us money, we must ask you to pay it but we will not charge you a penalty. Also, if you acted reasonably and in good faith we will not charge you interest.

If you make an honest mistake in trying to follow our information in this publication and you owe us money as a result, we will not charge you a penalty. However, we will ask you to pay the money, and we may also charge you interest. If correcting the mistake means we owe you money, we will pay it to you. We will also pay you any interest you are entitled to.

If you feel that this publication does not fully cover your circumstances, or you are unsure how it applies to you, you can seek further assistance from us.

We regularly revise our publications to take account of any changes to the law, so make sure that you have the latest information. If you are unsure, you can check for more recent information on our website at ato.gov.au or contact us.

This publication was current at June 2019.

© Australian Taxation Office for the Commonwealth of Australia, 2019

You are free to copy, adapt, modify, transmit and distribute this material as you wish (but not in any way that suggests the ATO or the Commonwealth endorses you or any of your services or products).

Published by

Australian Taxation Office
Canberra
June 2019

DE-6078

Payer information

The following information will help you comply with your pay as you go (PAYG) withholding obligations.

— Is your employee entitled to work in Australia?

It is a criminal offence to knowingly or recklessly allow someone to work, or to refer someone for work, where that person is from overseas and is either in Australia illegally or is working in breach of their visa conditions.

People or companies convicted of these offences may face fines and/or imprisonment. To avoid penalties, ensure your prospective employee has a valid visa to work in Australia before you employ them. For more information and to check a visa holder's status online, visit the Department of Home Affairs website at homeaffairs.gov.au

Is your payee working under a working holiday visa (subclass 417) or a work and holiday visa (subclass 462)?

Employers of workers under these two types of visa need to register with the ATO, see ato.gov.au/whmreg

For the tax table "working holiday maker" visit our website at ato.gov.au/taxtables

Payer obligations

If you withhold amounts from payments, or are likely to withhold amounts, the payee may give you this form with section A completed. A TFN declaration applies to payments made after the declaration is provided to you. The information provided on this form is used to determine the amount of tax to be withheld from payments based on the PAYG withholding tax tables we publish. If the payee gives you another declaration, it overrides any previous declarations.

Has your payee advised you that they have applied for a TFN, or enquired about their existing TFN?

Where the payee indicates at question 1 on this form that they have applied for an individual TFN, or enquired about their existing TFN, they have 28 days to give you their TFN. You must withhold tax for 28 days at the standard rate according to the PAYG withholding tax tables. After 28 days, if the payee has not given you their TFN, you must then withhold the top rate of tax from future payments, unless we tell you not to.

If your payee has not given you a completed form you must:

- notify us within 14 days of the start of the withholding obligation by completing as much of the payee section of the form as you can. Print 'PAYER' in the payee declaration and lodge the form – see 'Lodging the form'.
- withhold the top rate of tax from any payment to that payee.

➤ For a full list of tax tables, visit our website at ato.gov.au/taxtables

Lodging the form

You need to lodge TFN declarations with us within 14 days after the form is either signed by the payee or completed by you (if not provided by the payee). You need to retain a copy of the form for your records. For information about storage and disposal, see below.

You may lodge the information:

- online – lodge your TFN declaration reports using software that complies with our specifications. There is no need to complete section B of each form as the payer information is supplied by your software.
- by paper – complete section B and send the original to us within 14 days.

➤ For more information about lodging your TFN declaration report online, visit our website at ato.gov.au/lodgetfndeclaration

Provision of payee's TFN to the payee's super fund

If you make a super contribution for your payee, you need to give your payee's TFN to their super fund on the day of contribution, or if the payee has not yet quoted their TFN, within 14 days of receiving this form from your payee.

Storing and disposing of TFN declarations

The TFN Rule issued under the *Privacy Act 1988* requires a TFN recipient to use secure methods when storing and disposing of TFN information. You may store a paper copy of the signed form or electronic files of scanned forms. Scanned forms must be clear and not altered in any way.

If a payee:

- submits a new *TFN declaration* (NAT 3092), you must retain a copy of the earlier form for the current and following financial year.
- has not received payments from you for 12 months, you must retain a copy of the last completed form for the current and following financial year.

— Penalties

You may incur a penalty if you do not:

- lodge TFN declarations with us
- keep a copy of completed TFN declarations for your records
- provide the payee's TFN to their super fund where the payee quoted their TFN to you.

IMPORTANT INFORMATION ABOUT YOUR PAY AND CONDITIONS

Find out more about your workplace entitlements and obligations during the impact of coronavirus at coronavirus.fairwork.gov.au

Employees in Australia have entitlements and protections at work, under:

FAIR WORK LAWS

- minimum entitlements for all employees
- includes the National Employment Standards

AWARDS

- set minimum pay and conditions for an industry or occupation
- cover most employees in Australia

ENTERPRISE AGREEMENTS

- set minimum pay and conditions for a particular workplace
- negotiated and approved through a formal process

EMPLOYMENT CONTRACTS

- provide additional conditions for an individual employee
- can't reduce or remove minimum entitlements

Find your award at www.fairwork.gov.au. Check if your workplace has an enterprise agreement at www.fwc.gov.au/agreements



CASUAL EMPLOYEES

If you are a casual employee, you also need to be given the Casual Employment Information Statement when you start work. Visit www.fairwork.gov.au/ceis for more information.



PAY

Your minimum pay rates are in your award or enterprise agreement. If there is no award or agreement for your job, you must get at least the National Minimum Wage. **You can't agree to be paid less.** Minimum pay rates are usually updated yearly.

Find out what you should get at www.fairwork.gov.au/minimum-wages

NATIONAL MINIMUM WAGE
FROM 1 JULY 2021



\$20.33/hour
full-time or part-time



\$25.41/hour
casual



Use our free calculators to check your pay, leave and termination entitlements at:

www.fairwork.gov.au/pact

This is the adult minimum rate for employees with no award or enterprise agreement. Lower rates may apply to juniors, apprentices and employees with disability.



NATIONAL EMPLOYMENT STANDARDS

These are minimum standards for all employees. Rules and exclusions may apply. **Your award or agreement may provide more.** Find more information on the National Employment Standards at www.fairwork.gov.au/NES

	Full-time and part-time employees	Casual employees
Annual leave	✓ 4 weeks paid leave per year (pro rata for part-time employees) + 1 week for eligible shift workers	✗
Personal leave (sick or carer's leave)	✓ 10 days paid leave per year (pro rata for part-time employees)	✗
Carer's leave	✓ 2 days unpaid leave per permissible occasion (if no paid personal leave left)	✓ 2 days unpaid leave per permissible occasion
Compassionate leave	✓ 2 days paid leave per permissible occasion	✓ 2 days unpaid leave per permissible occasion
Family & domestic violence leave	✓ 5 days unpaid leave per 12 months	✓ 5 days unpaid leave per 12 months
Community service leave • Jury service	✓ 10 days paid leave with make-up pay + unpaid leave as required	✓ Unpaid leave as required
• Voluntary emergency management activities	✓ Unpaid leave as required to engage in the activity	✓ Unpaid leave as required to engage in the activity
Long service leave	✓ Paid leave (amount and eligibility rules vary between states and territories)	* Varies between states and territories
Parental leave eligible after 12 months employment	✓ 12 months unpaid leave - can extend up to 24 months with employer's agreement	✓ 12 months unpaid leave for regular and systematic casuals - can extend up to 24 months with employer's agreement
Maximum hours of work	✓ Full-time employees – 38 hours per week + reasonable additional hours Part-time and casual employees – 38 hours or employee's ordinary weekly hours (whichever is less) + reasonable additional hours	
Public holidays	✓ A paid day off if you'd normally work. If asked to work you can refuse, if reasonable to do so	✓ An unpaid day off. If asked to work you can refuse, if reasonable to do so
Notice of termination	✓ 1-5 weeks notice (or pay instead of notice) based on length of employment and age	✗
Redundancy pay eligible after 12 months employment	✓ 4 -16 weeks pay based on length of employment (some exclusions apply)	✗
Casual conversion	✗	✓ The right to become a full-time or part-time employee in some circumstances

IMPORTANT INFORMATION ABOUT YOUR PAY AND CONDITIONS



FLEXIBILITY

After 12 months employment, you can make a written **request for flexible working arrangements** if you're 55 or over, a carer, have a disability, are experiencing violence from a family member (or are supporting a family or household member who is), or are the parent of, or have caring responsibilities for, a child of school age or younger. This includes employees returning from parental or adoption leave asking to work part-time to care for the child. Your employer must respond in writing within 21 days. They can only say no on reasonable business grounds.

You and your employer can also **negotiate an individual flexibility arrangement**. This would change how certain terms in your award or enterprise agreement apply to you. An individual flexibility arrangement must be a genuine choice – it can't be a condition of employment – and it must leave you better off overall. Find out more at:

www.fairwork.gov.au/flexibility

DID YOU KNOW?

You can create a free My account to save your workplace information in one place at:
www.fairwork.gov.au/register

You can find free online courses to help you start a new job or have difficult conversations at work, visit:
www.fairwork.gov.au/learning

The **Record My Hours app** makes it quick and easy to record the hours you work. It's free on the App Store and Google Play.



ENDING EMPLOYMENT

When your employment ends, your final pay should include all **outstanding entitlements**, such as wages and unused annual leave and long service leave.

You may be entitled to **notice of termination**, or pay instead of notice. If you're dismissed for serious misconduct, you're not entitled to notice. If you resign you may have to give your employer notice. To check if notice is required and what should be in your final pay visit:

www.fairwork.gov.au/ending-employment

If you think your **dismissal was unfair** or unlawful, you have **21 calendar days** to lodge a claim with the Fair Work Commission. Rules and exceptions apply. Find out more at:

www.fairwork.gov.au/termination



PROTECTIONS AT WORK

All employees have protections at work. You can't be treated differently or worse because you have or exercise a workplace right, for example, the right to request flexible working arrangements, take leave or make a complaint or enquiry about your employment.

You have the right to join a union or choose not to, and to take part in lawful industrial activity or choose not to.

You also have protections when temporarily absent from work due to illness or injury, from discrimination, bullying and harassment, coercion, misrepresentation, sham contracting, and undue influence or pressure. Find out more at:

www.fairwork.gov.au/protections



AGREEMENT MAKING

Enterprise agreements are negotiated between an employer, their employees, and any employee representatives (e.g. a union). This process is called 'bargaining' and has to follow set rules. The Fair Work Commission checks and approves agreements. For information about making, varying, or terminating an enterprise agreement visit:

www.fwc.gov.au/agreements



TRANSFER OF BUSINESS

If a transfer of business occurs, your employment with your old employer ends. If you're employed by the new employer within three months to do the same (or similar) job, some of your entitlements might carry over to the new employer. This may happen if, for example, the business is sold or work is outsourced. Find out more at:

www.fairwork.gov.au/transfer-of-business



RIGHT OF ENTRY

Union officials with an entry permit can enter the workplace to talk to workers that they're entitled to represent, or to investigate suspected safety issues or breaches of workplace laws.

They must comply with certain requirements, such as notifying the employer, and can inspect or copy certain documents. Strict privacy rules apply to the permit holder, their organisation and your employer. Find out more at:

www.fwc.gov.au/entry-permits

WHO CAN HELP?

FAIR WORK OMBUDSMAN

- information and advice about pay and entitlements
- free calculators, templates and online courses
- help resolving workplace issues
- enforces workplace laws and seeks penalties for breaches of workplace laws.

www.fairwork.gov.au - 13 13 94

FAIR WORK COMMISSION

- hears claims of unfair dismissal, unlawful termination, bullying, discrimination or 'adverse action' at work
- approves, varies and terminates enterprise agreements
- issues entry permits and resolves industrial disputes.

www.fwc.gov.au - 1300 799 675

If you work in the commercial building industry the Australian Building and Construction Commission can help.

www.abcc.gov.au - 1800 003 338