

As of Jan 2016, there were 18.8 million registered vehicles in Australia.



18.8 million

VEHICLES REGISTERED IN AUSTRALIA

The number of registered vehicles grew in all states & territories except the Northern Territory which declined by 1.5%.



1.5%

REGISTERED VEHICLES DECLINED IN NORTHERN TERRITORY

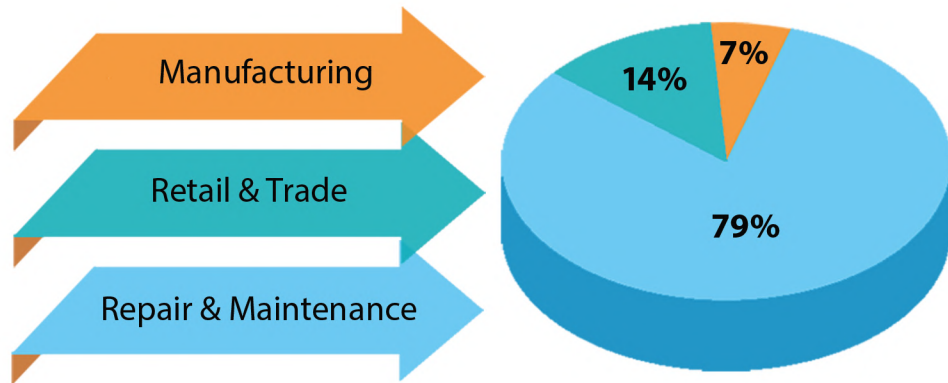
New South Wales reported the biggest share of increase in the number of vehicles (134,762)



134,762

NSW HAS THE BIGGEST INCREASE OF SHARE IN NUMBER OF VEHICLES

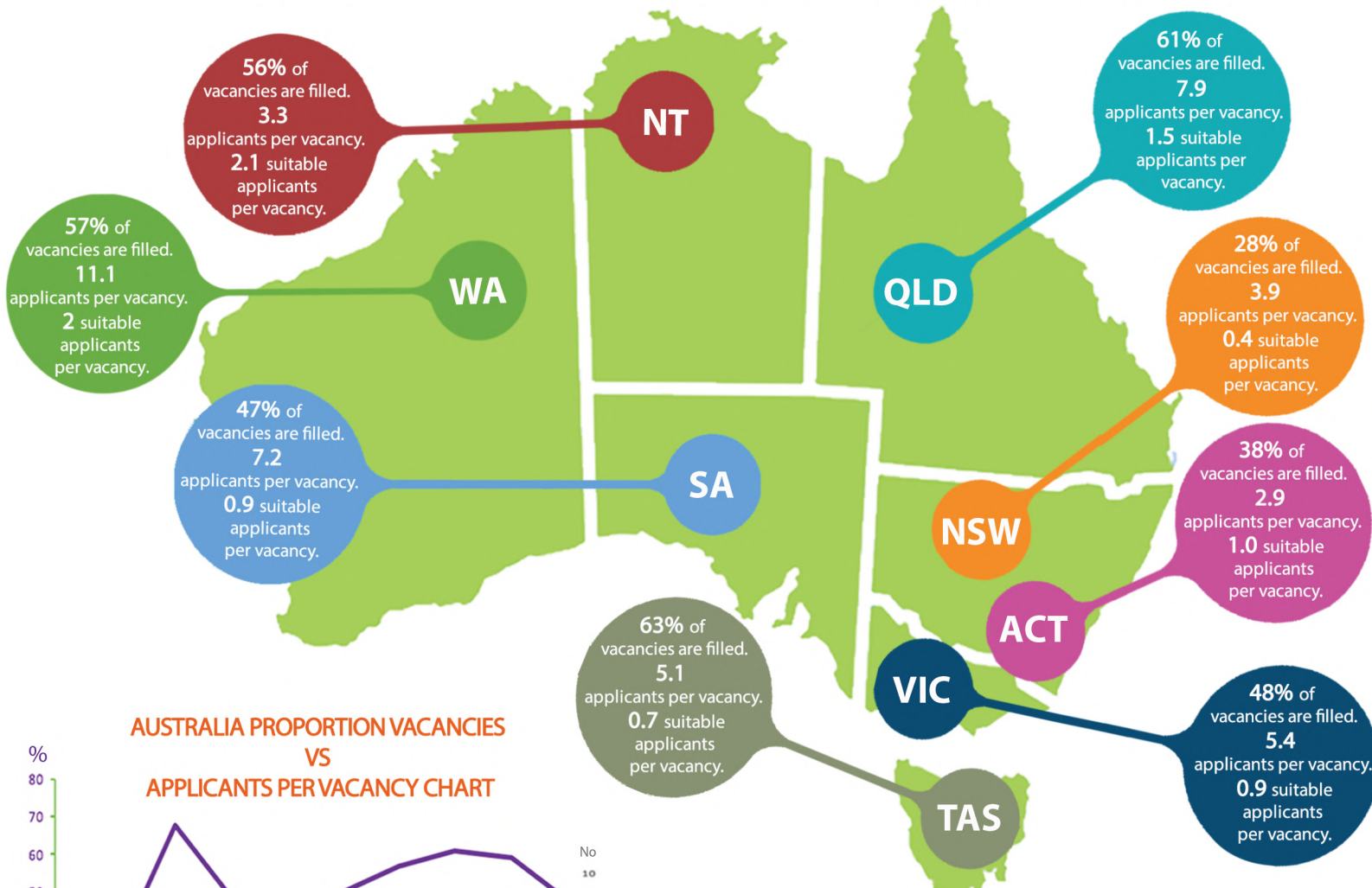
AUTOMOTIVE EMPLOYMENT SECTOR



OCCUPATIONAL SHORTAGES



PROPORTION OF VACANCIES FILLED (%), AVERAGE NUMBER OF APPLICANTS & SUITABLE APPLICANTS PER VACANCY AUTOMOTIVE TRADES IN AUSTRALIA 2016



VACANCIES

↑ 14.2%
Automotive vacancies on the internet climbed up from Nov 2105 to Nov 2016

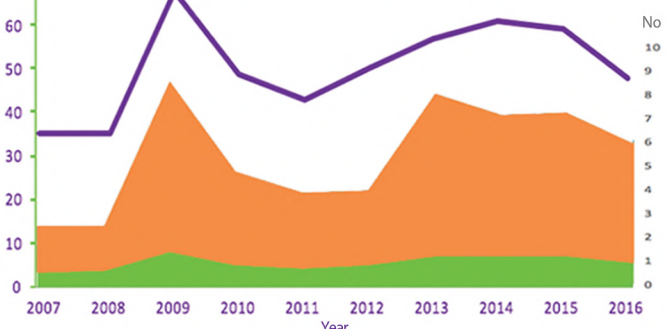
↓ 28%
Automotive vacancies in NSW dropped from 59% in 2015 to 28% in 2016.

TAS, VIC & SA have < 1 suitable applicants per job opening.

QLD & ACT have > 1 suitable applicant per vacancy. QLD has the highest proportion of vacancies filled than other states which is 61%.

NT & WA attracted around 2 suitable applicants per job vacancy.

AUSTRALIA PROPORTION VACANCIES VS APPLICANTS PER VACANCY CHART



6.1 AVERAGE NO OF APPLICANTS PER VACANCY

1.1 SUITABLE APPLICANTS PER VACANCY

48% AUSTRALIA PROPORTION VACANCIES FILLED IN 2016

EMPLOYMENT

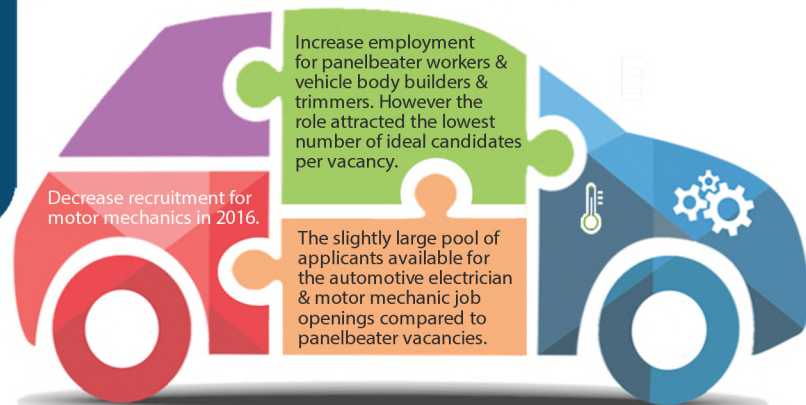
As of November 2016, there were **122,900** automotive tradesmen employed.

"The pace of structural adjustment & business consolidation is rapidly **accelerating**", Auto Skills Australia noted.

Within the Automotive Repair & Maintenance sector, **independent small business operators** are **exiting** in increased numbers.

The closure of car manufacturing plants resulted in some **job losses** in these trades.

TRENDS IN AUTOMOTIVE OCCUPATIONS



SKILL SHORTAGES

	QLD	NSW	ACT	VIC	TAS	SA	WA	NT
AUTOMOTIVE ELECTRICIAN								
MOTOR MECHANIC	(R)			(M)			(R)	(R)
MOTORCYCLE MECHANIC								
DIESEL MOTOR MECHANIC						(R)	(R)	
PANEL BEATER							(R)	
VEHICLE PAINTER							(R)	

LABOUR OUTLOOK

AUTOMOTIVE OCCUPATIONS PROJECTED TO WEAK WITH NEGATIVE GROWTH

Vehicle Body Builders, Trimmers, Automotive Electricians, Motor Mechanics & Panel Beaters are projected to fall.

Slight rise on employment for Vehicle Painters.

References
Australian Bureau of Statistics, Motor Vehicle Census Australia, 23 August 2017
Dept of Employment, Skill Shortages List, 23 August 2017
Dept of Employment, National Occupational Cluster Reports, Automotive Trade - Australia, 31 March 2017